

30 YEARS OF BRINGING JUST-ICE TO DRINKS EVERYWHERE

ITV - MARKET LEADING ICE MACHINE MANUFACTURER

- + ITV has more than 30 years' experience producing and exporting to over 100 countries in Europe, South America, Australia, New Zealand, Africa, and USA.
- + ITV is at the forefront of technology and advances in Ice Maker development, including continuous development of high efficiency componentry, lean manufacturing processes.
- + Ice Makers are produced at ITV's state-of-the art, vertically integrated production facility in Spain, utilising robotic machinery to reduce labour cost and better control production quality.
- + ITV has multiple patents and awards for quality, production processes and sustainability.
- + No ITV Ice Maker leaves the factory until it's been individually tested and quality assured for the highest performance and safety standards.
- + ITV Ice Maker's can be described with four words:
QUALITY - RELIABILITY - SIMPLICITY - SERVICEABILITY



Dynamic Production
Crystal clear ice cubes



EASI - Easy Access for
Service and Installation



Strong Stainless Steel Frame



Silent Rain
Helps reduce friction
for a quieter operation



Front Ventilation
Front breathing for
tighter spaces



FANCY A DRINK?

THE SKOPE BLOOMIN' MARY WITH A TOUCH OF KIWI AND SPAIN

Delicious, spicy and garnished with whatever takes your fancy, Sundays are for brunching, and people around the globe know that the Bloomin' Mary is your go to on these occasions. It's a classic with as much history as SKOPE and ITV combined... trust us, you'll bloomin' love it.

INGREDIENTS

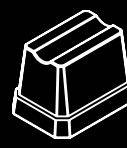
- + 30ml Vodka Siderit Lactee Ultra Premium Spanish Vodka
- + 120ml Tomato Juice
- + 10ml Fresh KIWI Juice
- + 1/4 teaspoon horseradish sauce
- + Hot sauce and worcestershire sauce to taste
- + Pinch of salt and pepper
- + Garnish with Celery

HOW TO MAKE IT

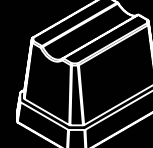
- + Add 30ml of Vodka
- + Fill over halfway with tomato juice
- + Add a big squeeze of KIWI
- + Add a spoon of horseradish
- + Season with salt and pepper
- + Add a dash of hot sauce and Worcestershire
- + Fill with the most pure ice from your ITV Ice Maker, stir with celery stick.

KNOW YOUR ICE

WHO KNEW YOU COULD HAVE SO MANY DIFFERENT SHAPES



MINI ALFA - 14-17cc
35 w x 25 d x 22 h / mm³



ALFA - 17-21cc
39 w x 27 d x 30 h / mm³



SPIKA HD - 6.5cc
26 w x 11 d x 23 h / mm³



SPIKA FD - 13cc
26 w x 23 d x 23 h / mm³



GALA - 23-30cc
40 diameter x 34 h / mm³



FLAKED ICE

*Average dimensions. Not all ice is available within the SKOPE standard range.

SKOPE standard stocked models are shown in this brochure. For requirements outside of these standard models, or for more information on bulk ice or granular ice production, contact your local SKOPE representative. Information contained in this document has been checked for accuracy at the time of production. SKOPE reserves the right to alter any detail without notice. The photographs used in this publication are for illustrative purposes only.

FOR SKOPE TERMS & CONDITIONS OF SALE VISIT: WWW.SKOPE.COM

YOUR GUIDE TO ITV ICE MAKERS

FROM YOUR TRUSTED COLD PRODUCT PARTNER



WWW.SKOPE.COM COLD PRODUCT, COOL TECHNOLOGY

INNOVATIVE, RELIABLE, AND SIMPLE TO MAINTAIN

AN ICE MACHINE DESIGNED FOR EVERY OCCASION



SKOPE is proud to be the sole Australasian distributor of Spanish Ice Maker manufacturer ITV. As a family-owned company, ITV is committed to their craft, producing just ice makers, and carving out an international reputation for innovation in the ice machine industry. SKOPE and ITV share a passion for design and innovation excellence. Our modular and self-contained Ice Makers offer superior energy-efficient solutions that respond to the needs of demanding food service, grocery and hospitality industries. Producing over 30,000 units a year across 140 different models, we give businesses confidence in our technology to enhance your business with the best quality ice.

+ **SELF-CONTAINED** These models have been designed for underbench applications, and the front ventilation system means you do not lose productivity when built-in, while our four-column stainless steel structure is designed for durability and ease of access, installation and service. ITV's patented flexible nozzle spray system prevents limescale build up while simultaneously improving the efficient production of ALFA and GALA shaped ice cubes. The elastic shower system forms individual cubes by spraying water onto a cooled horizontal evaporator producing consistent, crystal clear ice, suitable for any hospitality establishment.

+ **MODULAR** Available in GALA ice (MDP150A) and half-dice (MS220 A) shaped cubes, our modular range keeps pace with the most demanding situations. These models are built to withstand warm climates and difficult working environments. Suitable for use in large daily production, including quick-service restaurants, supermarkets, hospitals, fish storage, food production and more.

+ **FULLY COMPLIANT** Our AHRI (Air Conditioning, Heating & Refrigeration Institute) certification guarantees maximum energy efficiency. In addition, our full range of products also carry NSF, the CE mark, ETL Listed mark, dual Energy Star certification, WRAS, EAC, IEC and Watermark Certification and RCM Certification.



WWW.SKOPE.COM COLD PRODUCT, COOL TECHNOLOGY

YOUR GUIDE TO ITV ICE MAKERS

NDP20 A - SELF-CONTAINED

ICE PRODUCTION PER 24 HRS

= Air Temperature = Water Temperature

10°	10°	21°	15°	Ice Storage Capacity	Ice cubes / cycle
KG	KG	KG	KG		18
27	24	6			

10°	15°	21°	30°
10°	27	26	23
21°	25	24	19
32°	22	20	17
43°	19	16	12



MINI ALFA - 14-17cc
35 w x 25 d x 22 h / mm
(Average Dimensions)



350 w x 475 d x 595 h
(With adjustable legs 700 to 755 h mm)

NG45 A - SELF-CONTAINED

ICE PRODUCTION PER 24 HRS

= Air Temperature = Water Temperature

10°	10°	21°	15°	Ice Storage Capacity	Ice cubes / cycle
KG	KG	KG	KG		30
48	45	20			

10°	15°	21°	30°
10°	48	47	42
21°	46	45	40
32°	39	37	31
43°	30	28	19



ALFA - 17-21cc
39 w x 27 d x 30 h / mm
(Average Dimensions)



465 w x 595 d x 795 h
(With adjustable legs 900 to 950 h mm)

NG models supplied with 10 Amp 3-pin plug

NG80 A - SELF-CONTAINED

ICE PRODUCTION PER 24 HRS

= Air Temperature = Water Temperature

10°	10°	21°	15°	Ice Storage Capacity	Ice cubes / cycle
KG	KG	KG	KG		60
87	80	35			

10°	15°	21°	30°
10°	87	86	63
21°	81	80	56
32°	73	72	49
43°	55	54	31



ALFA - 17-21cc
39 w x 27 d x 30 h / mm
(Average Dimensions)



715 w x 595 d x 945 h
(With adjustable legs 1050 to 1100 h mm)

NG models supplied with 10 Amp 3-pin plug

MDP150 A - MODULAR

ICE PRODUCTION PER 24 HRS


= Air Temperature = Water Temperature

10°	10°	21°	15°	Ice Storage Capacity	Ice cubes / cycle
KG	KG	KG	KG		84
163	150				

10°	15°	21°	30°
10°	163	161	118
21°	151	150	106
32°	138	136	92
43°	104	102	59



GALA - 23-30cc
40 diameter x 34 h / mm
(Average Dimensions)



775 w x 625 d x 805 h

MDP models supplied with 10 Amp 3-pin plug

NG30 A - SELF-CONTAINED

ICE PRODUCTION PER 24 HRS

= Air Temperature = Water Temperature

10°	10°	21°	15°	Ice Storage Capacity	Ice cubes / cycle
KG	KG	KG	KG		24
32	30	15			

10°	15°	21°	30°
10°	32	32	23
21°	30	30	21
32°	27	27	18
43°	21	20	11



ALFA - 17-21cc
39 w x 27 d x 30 h / mm
(Average Dimensions)



405 w x 515 d x 750 h
(With adjustable legs 855 to 905 h mm)

NG models supplied with 10 Amp 3-pin plug

NG60 A - SELF-CONTAINED

ICE PRODUCTION PER 24 HRS

= Air Temperature = Water Temperature

10°	10°	21°	15°	Ice Storage Capacity	Ice cubes / cycle
KG	KG	KG	KG		45
67	60	25			

10°	15°	21°	30°
10°	67	63	23
21°	65	60	47
32°	55	50	38
43°	44	38	26



ALFA - 17-21cc
39 w x 27 d x 30 h / mm
(Average Dimensions)



535 w x 595 d x 795 h
(With adjustable legs 900 to 950 h mm)

NG models supplied with 10 Amp 3-pin plug

MS220 A - MODULAR

ICE PRODUCTION PER 24 HRS


= Air Temperature = Water Temperature

10°	10°	21°	15°	Ice Storage Capacity	Ice cubes / cycle
KG	KG	KG	KG		200 / 400
241	220				

10°	15°	21°	30°
10°	241	230	210
21°	230	220	199
32°	184	165	149
43°	160	133	121



SPIKA HD - 6.5cc
26 w x 11 d x 23 h / mm
(Average Dimensions)



762 w x 620 d x 500 h

MS models supplied with 10 Amp 3-pin plug

Silo S220

230 KG

- + The S220 Silo storage bin is an indispensable item when producing large amounts of ice. ITV Bins can help you store or transport ice hygienically. Suitable for MDP150 A and MS220 models.
- + ITV have a wide range of storage bins to adapt to any ITV ice maker and to respond to all requirements. The bins help you remove the ice, avoiding spills. Additionally, the transfer of ice is three times faster, which saves time and work.



762 w x 819 d x 1071 h

SKOPE STANDARD MODELS

- + SKOPE standard models are shown in this brochure.
- + For requirements outside of these standard models, or for more information on bulk ice or granular ice production, contact your local SKOPE representative.
- + NZ | 0800 947 5673 / AUST | 1800 121 535
- + Email: skope@skope.com

TO AVOID WARRANTY ISSUES SKOPE ALSO REQUIRES MACHINES ARE INSTALLED WITH A WATER FILTER.



Warranty
Trusted SKOPE 2 Year
Warranty Protection



INCLUDED PARTS

- + 1 Scoop (small in NDP20, medium in NG, large in modular).
- + 4 adjustable height legs (NG).
- + 1 Water inlet hose.
- + 1 Backflow prevention valve.
- + 1 Water outlet hose.
- + 2 Filter washers.

OPTIONAL EXTRAS

- + Stacking kit (modular models only).



Dynamic Production
Crystal clear ice cubes



Strong Stainless
Steel Frame



Front Ventilation
Front breathing for
tighter spaces



Silent Rain
Helps reduce friction
for a quieter operation



EASI
Easy Access for
Service and Installation



Operating Limits
Suitable for high
temperature environments



Energy Efficient
Reduce water and
electricity consumption